

DIRECTIONS

These fine motor robot pattern mats are a fun way for kids to work fine motor muscles and learn to identify patterns.

Print the mats. Laminate or enclose each mat in a laminated pouch so that they can be reused again and again.


OPTION 1: PLAY DOUGH

Set out your favorite homemade or store bought play dough and invite kids to roll out play dough snakes. Use the play dough snakes to cover the lines on the present mats to mimic the patterns shown or create their own.


OPTION 2: TRACING

Set out the mats with dry erase markers in various colors and invite kids to trace the lines to reflect the patterns on the robots.


Copy the lines.




Copy the lines.




Copy the lines.




Copy the lines.




Copy the lines.




Copy the pattern.




Copy the pattern.




Copy the pattern.



Copy the pattern.



Create your own pattern.



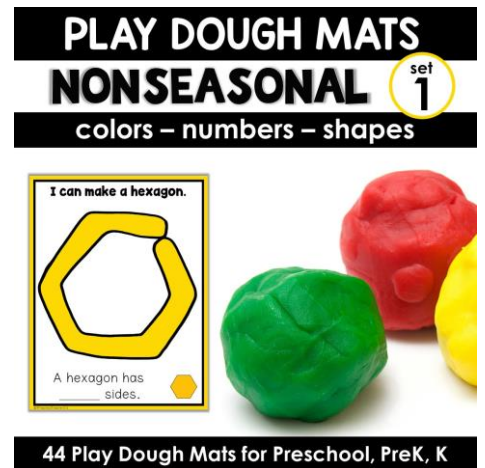

THANK YOU!

From the creators of
[Fantastic Fun & Learning](#) | [Fun-A-Day](#)
[Home Preschool 101](#) | [Preschool Teacher 101](#)

Click to get more free printables!

ALL contents of this document are under copyright protection including all text, graphics, content, and fonts.

MORE HANDS-ON LEARNING



CONNECT WITH US!

[Teachers Pay Teachers](#)
[Facebook](#)
[Instagram](#)

SAVE MORE!



CLIP ART CREDITS

